

Macomb County Department of Roads 2012-2013 Budget

Robert P. Hoepfner, P.E., Director of Roads



Mark A. Hackel
County Executive

October 1, 2012
through
September 30, 2013

INDEX

Description	Pages
--------------------	--------------

RESOLUTION

<i>2012/2013 Budget by Category</i>	<i>1 - 2</i>
<i>2012/2013 Budget Resolution</i>	<i>3 - 5</i>
<i>County Road System Mileage</i>	<i>6</i>

REVENUES

<i>Michigan Transportation Funds</i>	<i>7</i>
--------------------------------------	----------

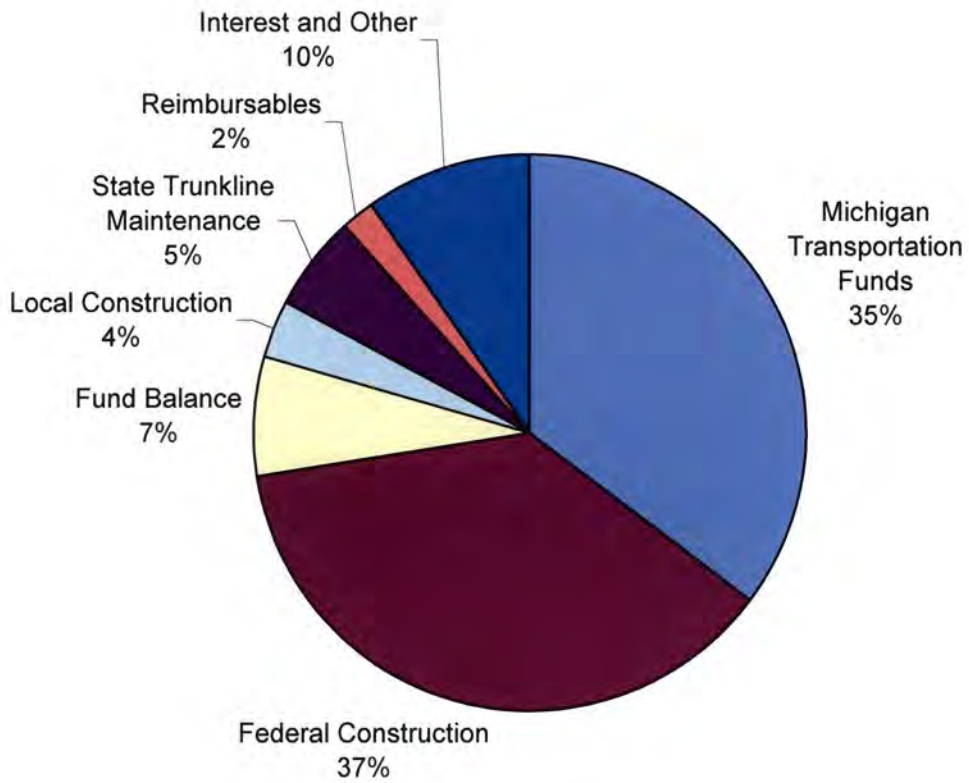
EXPENDITURES

<i>Equipment and Capital Projects</i>	<i>8 - 13</i>
<i>Memberships and Conferences</i>	<i>14 - 19</i>
<i>Special Requests</i>	<i>20 - 26</i>
<i>Road Maintenance by Cost Activity</i>	<i>27 - 31</i>

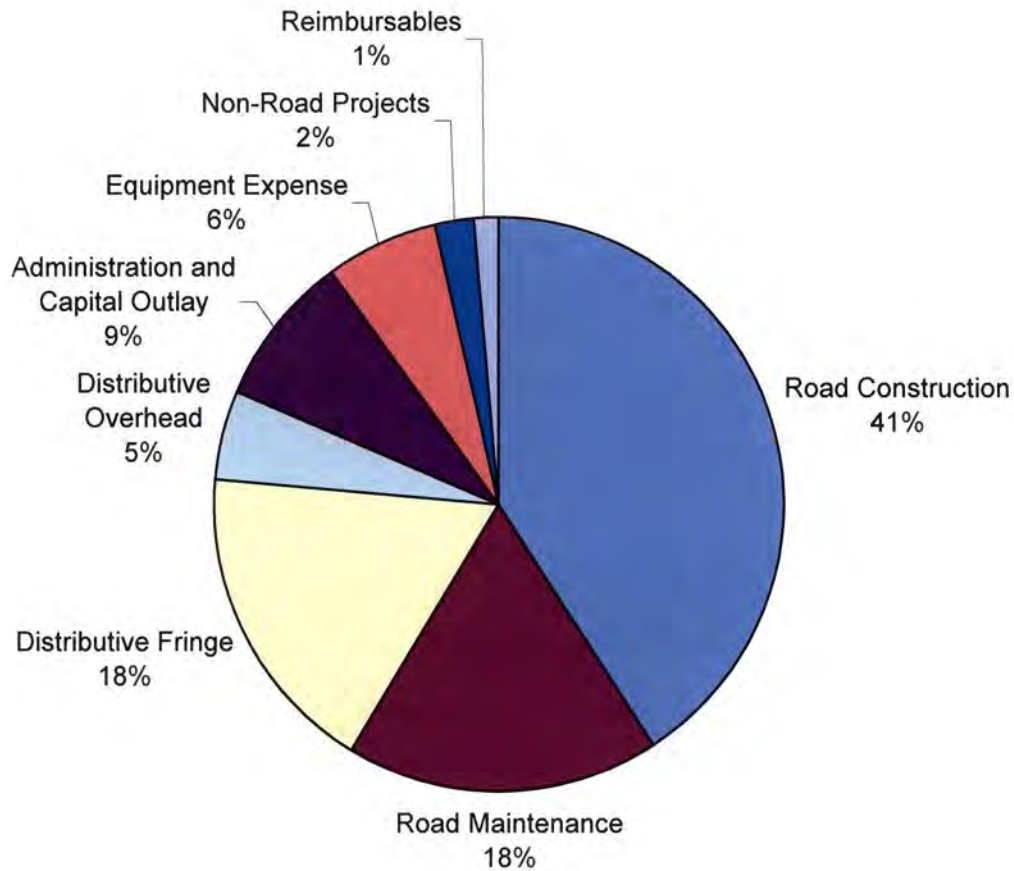
CONSTRUCTION PROGRAM

<i>Construction Program with Financing</i>	<i>32 - 49</i>
--	----------------

2012/2013 Budgeted Revenues by Category



2012/2013 Budgeted Expenditures by Category



GENERAL APPROPRIATIONS ACT

BE IT RESOLVED, that revenues for the fiscal year commencing October 1, 2012 and ending September 30, 2013 are hereby appropriated by account consistent with the Uniform Chart of Accounts prescribed by the Department of Treasury, as follows:

<u>Account No.</u>	<u>Description</u>	<u>2010/2011 Actual</u>	<u>2011/2012 Original Budget</u>	<u>2012/2013 Original Budget</u>
490.000	Permit Fees	\$260,840	\$420,000	\$420,000
491.000	Tap-in Fees	1,250	1,200	1,200
493.000	Cab Card Fees	46,100	50,000	50,000
494.000	Review for Site Plan Fee	8,100	10,000	10,000
510.000	Grants	203,815	75,000	1,742,323
511.000	Federal Construction Projects	19,007,747	28,705,932	31,852,600
535.000	Other Federal Funds	0	0	250,000
546.000	Michigan Transportation Fund	34,868,515	33,120,000	35,219,000
546.000	Build Michigan Fund	1,315,269	1,296,000	1,320,000
547.000	Local Bridge Fund	479,112	4,618,900	4,930,500
583.001	Cities	566,188	174,233	599,000
583.002	County Appropriation	780,393	0	0
583.004	Townships	1,307,802	3,228,852	3,013,400
608.000	Subdivision Inspection	3,776	50,000	25,000
609.000	Driveway Installation Fees	9,214	15,000	15,000
610.000	Sundry Accounts Receivable	1,047,073	1,012,500	1,012,500
627.000	State Trunkline Maintenance	7,037,784	5,566,727	5,475,995
628.000	State Non-Maintenance	159,782	700,000	650,000
645.000	Plans and Specifications	1,320	2,000	2,000
650.000	Material Handling Fees	54,652	40,000	36,500
665.000	Interest Earned	192,449	177,925	171,296
669.000	Equipment Rental Credits	6,190,453	7,066,671	6,692,870
673.000	Sales of Property and Equipment	71,932	110,411	98,033
680.000	Other Construction Contributions	102,181	560,000	75,000
685.000	Accident Recovery	137,930	50,000	100,000
690.000	Depreciation Credits	2,136,210	2,398,000	2,676,000
696.000	Capital Projects Fund Transfer	275,000	250,000	0
	Miscellaneous Revenue	8,152	1,550	2,050
TOTAL REVENUES - COUNTY ROAD FUND . . .		<u>\$76,273,037</u>	<u>\$89,700,900</u>	<u>\$96,440,267</u>

GENERAL APPROPRIATIONS ACT

AND, BE IT FURTHER RESOLVED, that expenditures for the fiscal year commencing October 1, 2012 and ending September 30, 2013 are hereby appropriated on an activity basis consistent with the Uniform Chart of Accounts prescribed by the Department of Treasury, as follows:

<u>Activity No.</u>	<u>Description</u>	<u>2010/2011 Actual</u>	<u>2011/2012 Original Budget</u>	<u>2012/2013 Original Budget</u>
451	Primary Road Construction	\$3,526,573	\$5,030,631	\$10,050,900
459	Primary Road Heavy Maintenance	15,543,414	23,088,496	24,818,200
460	Primary Bridge Heavy Maintenance	4,245,825	5,748,183	2,844,731
464	Primary Drain Assessment	0	150,000	30,000
467	Primary Road Maintenance	7,813,635	7,995,250	8,666,350
481	Local Road Construction	102	50,000	50,000
489	Local Road Heavy Maintenance	2,476,223	4,666,151	1,646,825
490	Local Bridge Heavy Maintenance	237,701	1,020,622	2,662,118
494	Local Drain Assessment	73,609	150,000	75,000
497	Local Road Maintenance	5,681,899	6,642,550	6,479,350
505	Sundry Accounts Receivable	753,755	816,000	816,000
507	Subdivision Inspection	627	15,000	8,000
508	Permit Inspection	159,088	215,000	215,000
510	Direct Equipment	2,936,090	3,299,000	3,530,500
511	Indirect Equipment	1,540,419	1,836,050	1,852,450
512	Operating Equipment	1,065,132	1,225,000	1,175,000
513	Fringe Benefits	15,595,833	17,871,500	18,296,100
514	Distributive	4,660,820	5,249,010	5,266,875
515	Administration	596,102	734,550	729,085
516	Engineering	1,108,335	1,350,000	1,090,000
517	State Trunkline Maintenance	4,610,440	3,470,293	3,389,283
518	State Non-Maintenance	101,470	510,000	475,000
521	Non-Road Projects	2,320,652	4,732,065	2,221,000
901	Capital Outlay	1,851,398	2,583,354	7,067,029
902	Capital Projects Fund	0	0	171,296
906	Bond and Note Payments	14,643	15,717	13,985
TOTAL EXPENDITURES -				
	COUNTY ROAD FUND	<u>\$76,913,781</u>	<u>\$98,464,423</u>	<u>\$103,640,077</u>
BUDGETED NET REVENUES (EXPENDITURES)		(\$640,744)	(\$8,763,523)	(\$7,199,810)
ACCUMULATED AVAILABLE FUND BALANCE				
FROM PRIOR YEARS - PROJECTED				<u>49,126,809</u>
PROJECTED FUND BALANCE AT END OF BUDGET YEAR				<u><u>\$41,926,999</u></u>

GENERAL APPROPRIATIONS ACT

<u>Activity No.</u>	<u>Description</u>	<u>2010/2011 Actual</u>	<u>2011/2012 Original Budget</u>	<u>2012/2013 Original Budget</u>
677	General Liability Fund	199,883	500,000	300,000
TOTAL EXPENDITURES - GENERAL LIABILITY FUND		<u>199,883</u>	<u>500,000</u>	<u>300,000</u>
902	Capital Projects Fund	279,383	250,000	0
TOTAL EXPENDITURES - CAPITAL PROJECTS FUND		<u>279,383</u>	<u>250,000</u>	<u>0</u>
665.000	Interest Earned	34,849	30,000	30,000
699.000	Transfer-In Control	0	0	0
TOTAL REVENUES - GENERAL LIABILITY FUND		<u>34,849</u>	<u>30,000</u>	<u>30,000</u>
665.000	Interest Earned	5,193	5,000	3,500
699.000	Transfer-In Control	0	0	0
TOTAL REVENUES - CAPITAL PROJECTS FUND		<u>5,193</u>	<u>5,000</u>	<u>3,500</u>

2012 - 2013 STATISTICS

I - ROAD MILES

County-Wide Primary Mileage	429.97	miles
County-Wide Local Mileage	1,248.35	miles
State Trunkline Actual C/L Mileage	210.11	miles

II - FEDERAL AID MILES

Federal Aid Urban Primary Mileage	317.34	miles
Federal Aid Urban Local Mileage	941.48	miles

III - LANE MILES

State Trunkline Lane Miles Maintained by MCDOR	662.35	miles
--	--------	-------

NUMBER OF STRUCTURES MAINTAINED by MACOMB COUNTY DEPARTMENT OF ROADS

Bridges	219	bridges
County Primary System	100	structures
County Local System	119	structures
Bridges Closed to Traffic	4	
Bridges Posted	15	

NUMBER OF DRAINAGE STRUCTURES 20' - 0" or LESS

Drainage Structures - Total	521	
Drainage Structures Closed to Traffic	2	
Drainage Structures Posted	2	

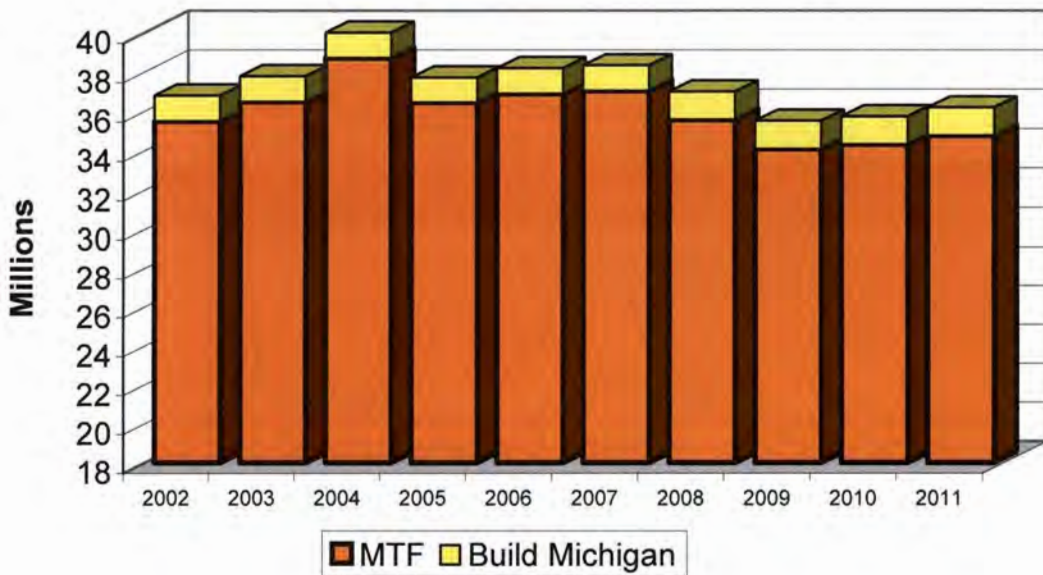
EXTERNAL FORMULA DISTRIBUTION, ACT 51, P.A. 1951 AS AMENDED

Michigan Department of Transportation	39.10%
Counties	39.10%
Cities	21.80%

MICHIGAN TRANSPORTATION FUNDS
Fiscal Year 2012/2013 Budget

	<u>Gas & Weight Funds</u>	<u>Build Michigan Funds</u>
October	\$2,319,000	\$110,000
November	2,819,000	110,000
December	2,819,000	110,000
January	3,299,000	110,000
February	3,719,000	110,000
March	2,819,000	110,000
April	2,999,000	110,000
May	2,699,000	110,000
June	2,919,000	110,000
July	2,610,000	110,000
August	2,999,000	110,000
September	3,189,000	110,000
Engineering	10,000	0
	<u>\$35,219,000</u>	<u>\$1,320,000</u>

Actual Revenue for the last 10 years



EQUIPMENT and CAPITAL PROJECTS

SUMMARY

CAPITALIZED EQUIPMENT:

901	976.000	Numbered Equipment - Unlicensed	\$437,300
901	977.000	Shop Equipment	55,900
901	978.000	Engineering Equipment	9,700
901	980.000	Office Equipment	3,000
901	980.002	Computer Hardware	54,300
901	980.003	Computer Software	80,000
901	981.000	Numbered Equipment - Licensed	2,076,929

TOTAL CAPITALIZED EQUIPMENT \$2,717,129

NON-CAPITALIZED EQUIPMENT:

728.020	Office Furniture	\$600
728.050	Computer Equipment	20,750

TOTAL NON-CAPITALIZED EQUIPMENT \$21,350

CAPITAL PROJECTS:

901	974.053	Land Improvements - Clinton	\$100,000
901	975.030	Buildings - Clinton Service Center	98,900
901	975.032	Buildings - Electrical Department	6,000
901	975.053	Bldg. Improvements - Svcs Centers	55,000
901	975.090	Administration Building	10,000
901	975.098	Macomb Joint Operations Center	4,080,000

TOTAL CAPITAL PROJECTS \$4,349,900

TOTAL EQUIPMENT and CAPITAL PROJECTS \$7,088,379

EQUIPMENT AND CAPITAL PROJECTS

	Trade-In	Cost	Account Number
<i>(02) FINANCE AND M.I.S.</i>			
15		\$13,500	728.050
7		10,500	980.002
8		16,000	980.002
1		10,500	980.002
		15,000	980.002
5		5,000	728.050
		80,000	980.003
		<u>\$150,500</u>	

<i>(04) ADMINISTRATION</i>			
1		\$8,000	977.000
1		800	728.050
		100,000	981.000
		<u>\$108,800</u>	

<i>(11) WASHINGTON TOWNSHIP SERVICE CENTER</i>			
1	620403	\$225,000	981.000
1	1733	170,000	981.000
1		15,000	976.000
1		25,000	976.000
1		20,000	976.000
1	620108	3,800	976.000
		<u>\$458,800</u>	

<i>(12) NEW HAVEN SERVICE CENTER</i>			
1	6205	\$250,000	981.000
1	1736	170,000	981.000
1		15,000	976.000
1		25,000	976.000
1		50,000	981.000
		<u>\$510,000</u>	

EQUIPMENT AND CAPITAL PROJECTS

	Trade-In	Cost	Account Number
<i>(13) CLINTON TOWNSHIP SERVICE CENTER</i>			
1 Tandem Axle Dump Truck	1717	\$170,000	981.000
1 Wing Plow for Above		15,000	976.000
1 UB Blade, Salt Spreader, Tailgate Tank for Above		25,000	976.000
1 Backhoe	6585	99,000	981.000
1 Hydraulic Compactor for Above	6588	7,500	976.000
1 Demo Hammer for Above	6589	13,500	976.000
2 Arrowboards	6263/626403	15,000	976.000
1 F-450 3 Yard Dump Truck with Front Plow	1513	50,000	981.000
1 F-250 Pick up Truck 4 x 4 with Plow	129503	28,000	981.000
1 F-650 Stake Truck with Liftgate and Hitch Plate	1023	70,000	981.000
1 Tailgate Auger Spreader	378405	3,000	976.000
		<hr/>	
		\$496,000	

<i>(14) SHELBY TOWNSHIP SERVICE CENTER</i>			
1 Machine to make Hydraulic Hoses & Cut off Saw Coli-Crimp		\$2,000	977.000
1 Tandem Axle Dump Truck - Plumbed for Epoke	1725	170,000	981.000
1 Wing Plow for Above		15,000	976.000
1 UB Blade, Salt Spreader, Tailgate Tank for Above		25,000	976.000
1 Tandem Axle Dump Truck	1737	170,000	981.000
1 Wing Plow for Above		15,000	976.000
1 UB Blade, Salt Spreader, Tailgate Tank for Above		25,000	976.000
1 Mechanics OBD Hook-up J PRO Harness for Laptop		500	728.050
1 Cracksealer		50,000	981.000
		<hr/>	
		\$472,500	

<i>(15) VEHICLE MAINTENANCE</i>			
1 Front Plow for Service Truck #123111		\$6,000	976.000
2 Dump Box Lock for Safety (Sets)		2,500	977.000
2 Modem and Monitor for Shop and Office		500	728.050
2 Portable Battery Chargers		1,000	977.000
		<hr/>	
		\$10,000	

EQUIPMENT AND CAPITAL PROJECTS

	Trade-In	Cost	Account Number
<i>(18) RIGHT OF WAY</i>			
1 Office Chair		<u>\$300</u>	728.020
		<u>\$300</u>	
 <i>(21) TRAFFIC</i>			
1 Conference Room Projector		<u>\$3,000</u>	980.000
		<u>\$3,000</u>	
 <i>(22) ELECTRICAL SHOP</i>			
1 F750 Cab and Chassis with Service Body	1011	\$85,000	981.000
1 40' Bucket with Material Handler for Above	1856	86,000	976.000
1 Generator for Above	6769	9,000	976.000
1 Crash Attenuator	665603	16,000	976.000
2 Arrowboards - Truck Mounted	6255	2,000	976.000
1 3/4 Ton Pick-up Chassis with Service Body	124507	27,000	981.000
1 Digital Camera		150	728.050
		<u>\$225,150</u>	
 <i>(23) SIGN SHOP</i>			
1 F650 Crew Cab Stake Truck		\$68,429	981.000
1 F750 Cab and Chassis with Service Body	1054	102,500	981.000
1 31' Bucket for Above	1854	30,000	976.000
1 Post Puller for Above	694908	7,500	976.000
1 Post Driver for Above	697302	10,000	976.000
1 Arrow Board with Trailer	6294	8,000	976.000
2 Electronic Distance Counters		1,200	977.000
10 Phoenix NCHRP 350 Compliant Temporary Sign Stands		1,200	977.000
1 Office Desk Chair		300	728.020
		<u>\$229,129</u>	

EQUIPMENT AND CAPITAL PROJECTS

	Trade-In	Cost	Account Number
<i>(24) ENGINEERING</i>			
Miscellaneous Lab Equipment		\$4,000	978.000
Miscellaneous Survey Equipment		5,000	978.000
1 TNM version 3.0 - FHWA Traffic Noise Model		700	978.000
1 Printer	151	2,300	980.002
1 Digital Camera	4036	300	728.050
		<u>\$12,300</u>	
 <i>(31) PURCHASING</i>			
1 Cargo Van	131205	\$22,000	981.000
Emergency Fund		40,000	977.000
		<u>\$62,000</u>	

TOTAL CARRY-OVERS FROM 2011/2012 BUDGET	\$68,429
TOTAL NEW REQUESTS FOR 2012/2013 BUDGET	<u>2,670,050</u>
TOTAL FIXED ASSETS	\$2,738,479

EQUIPMENT AND CAPITAL PROJECTS

	Trade-In	Cost	Account Number
CAPITAL PROJECTS			
Replace Furnace in Vehicle Maintenance Offices		\$7,500	975.030
Replace Ceiling and Sidewall Insulation in Vehicle Maintenance		12,000	975.030
Paint Ceiling and Walls in Shop - Vehicle Maintenance		20,000	975.030
Strip Floor, Repair Cement and Epoxy Floor - Vehicle Maintenance		20,000	975.030
Replace Garage Door - Stockroom		3,200	975.030
Platform Lift - Stockroom		1,200	975.030
Demolition of Clinton Service Center Old Salt Dome		100,000	974.053
Vehicle Washout Pit at Clinton Service Center (DEQ)		30,000	975.030
Ceramic Tile Floor to Replace Carpet in Electrical's Office Area		6,000	975.032
Epoxy Floor Coating for Sign Fabrication Room		5,000	975.030
Miscellaneous Repairs for Administration Building		10,000	975.090
Macomb County Joint Operations Center Building Renovation		4,080,000	975.098
\$3,980,000 Reimbursed with CMAQ Funds			
Capital Improvements all Service Centers		55,000	975.xxx
		<u>\$4,349,900</u>	

TOTAL FIXED ASSETS AND
CAPITAL PROJECTS FOR 2012/2013

\$7,088,379

MEMBERSHIPS and CONFERENCES

SUMMARY

	<u>Memberships</u>	<u>Conferences</u>
FINANCE & M.I.S.	\$405	\$17,605
PERSONNEL	200	0
ADMINISTRATION	1,505	3,800
WASHINGTON TOWNSHIP SERVICE CENTER	150	0
NEW HAVEN SERVICE CENTER	150	0
CLINTON TOWNSHIP SERVICE CENTER	150	0
SHELBY TOWNSHIP SERVICE CENTER	150	0
VEHICLE MAINTENANCE	150	500
SUPERINTENDENT'S OFFICE	150	0
RIGHT OF WAY	600	3,850
TRAFFIC	1,455	7,280
ELECTRICAL	575	5,300
SIGN	75	3,300
ENGINEERING	1,035	9,400
STOCKROOM	300	2,050
PERMITS	625	1,400
AGENCY	<u>51,000</u>	<u>0</u>
GRAND TOTAL	<u>\$58,675</u>	<u>\$54,485</u>

MEMBERSHIPS and CONFERENCES

	<u>Employee</u>	<u>Membership</u>	<u>Conference</u>	<u>Location</u>
<i>(02) FINANCE & M.I.S.</i>				
Government Finance Officers Association	M. Mykytiak	\$300	\$0	
Michigan Government Finance Officers Association	M. Mykytiak	75	0	
County Road Association of Michigan	M. Mykytiak	0	600	TBD
Southern Michigan Road Comm Finance Association	M. Mykytiak	30	80	Various
Precision Users Self Help Meetings	Precision Users	0	100	Various
Technical Training	MIS Staff	0	5,000	Metro Detroit
Disaster Recovery Test - Travel Expense	MIS Staff	0	1,200	Woodale, IL
GeoPak Training/Consulting	CAD Users	0	3,000	Metro Detroit
GIS Training/Consultation	GIS Users	0	2,000	Metro Detroit
Desktop Training Package	MCDR PC End-Users	0	5,625	Metro Detroit
		\$405	\$17,605	

(03) PERSONNEL

Society for HR Management	R. VanHuysse	\$200	\$0
		\$200	\$0

(04) ADMINISTRATION

APA - American Planning Association	J. Crumm	\$280	\$0	
APA - Michigan Chapter	J. Crumm	75	600	TBD
American Institute of Certified Planners	J. Crumm	150	0	
Continuing Education	CHE Employees	0	200	
Miscellaneous Dues and Conferences	MCDR Employees	1,000	3,000	
		\$1,505	\$3,800	

MEMBERSHIPS and CONFERENCES

	<u>Employee</u>	<u>Membership</u>	<u>Conference</u>	<u>Location</u>
<i>(11) WASHINGTON TOWNSHIP SERVICE CENTER</i>				
APWA - Membership	T. Scislowicz	\$150	\$0	
		<u>\$150</u>	<u>\$0</u>	
<i>(12) NEW HAVEN SERVICE CENTER</i>				
APWA - Membership	K. Paige	\$150	\$0	
		<u>\$150</u>	<u>\$0</u>	
<i>(13) CLINTON TOWNSHIP SERVICE CENTER</i>				
APWA - Membership	J. Rogers	\$150	\$0	
		<u>\$150</u>	<u>\$0</u>	
<i>(14) SHELBY TOWNSHIP SERVICE CENTER</i>				
APWA - Membership	D. Wancour	\$150	\$0	
		<u>\$150</u>	<u>\$0</u>	
<i>(15) VEHICLE MAINTENANCE</i>				
APWA - Membership	G. Zukowski	\$150	\$0	
APWA - Fleet Maintenance Seminar	G. Zukowski	0	500	TBD
		<u>\$150</u>	<u>\$500</u>	
<i>(16) SUPERINTENDENT'S OFFICE</i>				
APWA - Membership	L. Ciavatta	\$150	\$0	
		<u>\$150</u>	<u>\$0</u>	

MEMBERSHIPS and CONFERENCES

	<u>Employee</u>	<u>Membership</u>	<u>Conference</u>	<u>Location</u>
<i>(18) RIGHT OF WAY</i>				
Broker Continuing Education	G. Bowman	\$0	\$70	Grand Blanc
Broker License Renewal	G. Bowman	150	0	
IRWA - Membership	G. Bowman	250	0	
MSPS - Membership	G. Bowman	200	0	
IRWA - General Meetings	G. Bowman	0	480	Various
IRWA - Fall Seminar	G. Bowman	0	1,500	TBD
IRWA - Miscellaneous Classes	G. Bowman	0	900	
Miscellaneous Classes	K. Chadwick	0	900	
		<u>\$600</u>	<u>\$3,850</u>	

(21) TRAFFIC

American Society of Civil Engineers	A. Merchant	\$250	\$0	
ITE - Institute of Transportation Engineers	Merchant/Webb/Kudela	950	1,400	Various
Traffic Safety Summit	Traffic Employees	0	400	Lansing
Intelligent Transportation Society of Michigan	Traffic Employees	0	1,150	Various
Michigan Electrical License Renewal	Webb/Williamson	100	400	
Traffic Webinars	Traffic Employees	0	500	
TCC Expo	Traffic Employees	0	1,350	Various
RoadSoft Training	Traffic Employees	0	200	Various
State Engineering License Renewal	Westrick	80	0	
IMSA - International Municipal Signal Association	Traffic Employees	75	1,880	Cadillac
		<u>\$1,455</u>	<u>\$7,280</u>	

(22) ELECTRICAL

IMSA - International Municipal Signal Association	G. Ramsey	\$75	\$0	
IMSA - Fall Conference	Electrical Employees	0	3,000	Cadillac
Michigan Traffic & Safety Summit	Electrical Employees	0	300	East Lansing
State of Michigan NEC Code Update Classes	Electrical Employees	0	2,000	
Michigan Electrical License Renewal	Electrical Employees	500	0	
		<u>\$575</u>	<u>\$5,300</u>	

MEMBERSHIPS and CONFERENCES

	<u>Employee</u>	<u>Membership</u>	<u>Conference</u>	<u>Location</u>
(23) SIGN DEPARTMENT				
IMSA - International Municipal Signal Association	R. Sabaugh	\$75	\$0	
IMSA - Fall Conference	Sign Employees	0	2,000	Cadillac
Mimaki Printer Training Courses	Sign Artisans	0	1,000	
Michigan Traffic & Safety Summit	Sign Employees	0	300	East Lansing
		<u>\$75</u>	<u>\$3,300</u>	
(24) ENGINEERING				
Field Manager Users Group	C. Head	\$0	\$300	Mt. Pleasant
CRAM Conferences	W. Schell	0	250	
Ferris State Survey Continuing Education	Chechack/Pisarcik	0	400	Detroit
	Rechtzigel/Tomassi			
Michigan Concrete Paving Association Recertification	Bucholtz/Moceri	0	4,000	Detroit
	Papas/Prevost			
Michigan Density Control Recertification	Schrade/Moceri	0	1,000	Ferris State
Michigan Bridge Conference	S. Wanagat	0	200	
Michigan Society of Professional Surveyors	M. Chechack/K. Matz	250	1,000	TBD
FHWA - NHI 130053	W. Schell/S. Wanagat	0	1,600	
Professional Engineer License Renewal	Armbruster/Pawloski	240	0	
	Santo			
Engineering Society of Detroit	A. Pawloski	100	0	Detroit
American Society of Civil Engineers	J. Armbruster	210	0	
Michigan Society of Professional Engineers	S. Wanagat	235	0	
Continuing Education	Engineers/Design	0	650	
		<u>\$1,035</u>	<u>\$9,400</u>	
(31) PURCHASING/STOCKROOM				
Michigan Public Purchasing Officers Association	J. Strizic/L. Durr	\$300	\$1,100	Various
National Institute of Governmental Purchasing Training	Purchasing Staff	0	550	
MMPOA	Purchasing Staff	0	400	Various
		<u>\$300</u>	<u>\$2,050</u>	

MEMBERSHIPS and CONFERENCES

	<u>Employee</u>	<u>Membership</u>	<u>Conference</u>	<u>Location</u>
<i>(32) PERMITS</i>				
Engineering Society of Detroit	G. Melistas	\$125	\$0	
National Society of Professional Engineers	G. Melistas	250	0	
American Society of Civil Engineers	G. Melistas	250	0	
Troxler Nuclear Gauge Safety & HAZMAT Training	J. Danna/J. Thompson	0	300	
Michigan Density Control Certification	J. Danna	0	1,100	
		<u>\$625</u>	<u>\$1,400</u>	

AGENCY

Weighmaster	\$20,000	\$0
Miss Dig Fee	4,600	0
CRAM	24,000	0
National Institute of Governmental Purchasing	350	0
OPIS	300	0
MI Deal	650	0
Intelligent Transportation Society of America	800	0
Intelligent Transportation Society of Michigan	300	0
	<u>\$51,000</u>	<u>\$0</u>

TOTALS

<u>\$58,675</u>	<u>\$54,485</u>
-----------------	-----------------

SPECIAL REQUESTS

Service or Item Requested	Amount Requested	Total
(02) FINANCE & M.I.S.		
Audit Fee	\$70,000	
Actuarial Fee - General Liability Fund	\$20,000	
Checks, Forms, Folders, Envelopes, Binders, Labels etc.	\$5,000	
		\$95,000
(03) PERSONNEL		
Mandated Labor Posters	\$250	
CDL Reimbursement	\$800	
Training	\$2,000	
Surveillance	\$10,000	
Arbitration Fees	\$20,000	
Independent Medical Exams	\$7,000	
Contract Labor	\$5,000	
Legal Fees	\$75,000	
C. E. and Associates - Random Drug Testing	\$15,000	
Postage	\$20,000	
		\$155,050

SPECIAL REQUESTS

Service or Item Requested	Amount Requested	Total
(04) ADMINISTRATION		
Subscriptions (various)	\$1,100	
Administration Building Cleaning	\$6,000	
Lobbyist	\$23,000	
Accurate Alarm (Nightwatch)	\$20,000	
Radio User Fees - 800Mzh	\$15,000	
Old Administration Building Maintenance	\$8,000	
New Administration Building Maintenance	\$14,000	
Contract Labor	\$5,000	
DPW Projects	\$75,000	
Moving Road Claims	\$125,000	
MDEQ Underground Storage Tanks (UST) Registrations	\$1,500	
Legal Matters/Settlements/Deductibles	\$50,000	
FHWA Noise Analysis Software License	\$350	
		\$343,950

SPECIAL REQUESTS

Service or Item Requested	Amount Requested	Total
(15) VEHICLE MAINTENANCE		
All Data Online Repair Manuals	\$1,500	
Noregon System Annual Fee	500	
International Truck Annual Fee	600	
Online Training for Mechanics - International Truck	\$1,000	
Update Software for Genysis Computer	\$1,300	
Sandblast and Paint Trucks and Equipment	\$30,000	
Contract out Major Repairs on Equipment	\$100,000	
Undercoating New Equipment	\$7,500	
Motorola Radio Maintenance	\$30,000	
		\$172,400

SPECIAL REQUESTS

Service or Item Requested	Amount Requested	Total
(16) SUPERINTENDENTS OFFICE		
Emergency Road Repairs	\$75,000	
DEQ Compliance Fees at MCDOR Facilities	\$42,000	
Engineering Firm's Evaluation of Clinton Service Center	\$10,000	
MIOSHA Inspection & Certification at MCDOR Facilities	\$21,000	
Deicing Chemicals for Winter Maintenance	\$12,000	
Landfill Fees	\$50,000	
Software Maintenance for GPS Systems on Trucks	\$40,000	
Contract Labor	\$25,000	
Safety and Training	\$9,000	
Snow Contracts with Municipalities & Contractors	\$100,000	
Emergency Repairs at Service Centers	\$65,000	
		\$449,000
(18) RIGHT OF WAY		
Land Access Subscription	\$1,500	
Contract Labor	\$75,000	
Condemnation Awards	\$500,000	
		\$576,500

SPECIAL REQUESTS

Service or Item Requested	Amount Requested	Total
(21) TRAFFIC		
Communication Pole Equipment Maintenance	\$48,000	
Traffic Signal Local Controller Software Maintenance	\$60,000	
Field Network Architecture Development and Design	\$286,500	
Design for Mast Arm & Strain Pole Foundations	\$25,000	
Communication Network Design	\$24,000	
Longitudinal Pavement Marking	\$425,000	
Special Ledged Pavement Markings	\$75,000	
Mast Arm and Standard Weld Inspection	\$3,000	
		\$946,500
(22) ELECTRICAL		
Replacement & Upgrades to Pump Stations	\$50,000	
Blinds for Office	\$240	
Three Tables and Eight Chairs for Locker Area	\$1,200	
Ceramic Tile to Replace Carpet in Office Area	\$6,000	
Emergency Repairs to Stormwater Pumps	\$20,000	
		\$77,440

SPECIAL REQUESTS

Service or Item Requested	Amount Requested	Total
(24) ENGINEERING		
Subscriptions & Publications	\$500	
Cell Phone GPS	\$1,600	
Miscellaneous Lab/Testing Equipment Service/Calibration	\$5,000	
GPS Firmware Maintenance	\$1,800	
ASTI Wetland Monitoring	\$5,000	
NRC Nuclear License for gauges	\$4,500	
Nuclear Badge Service Contract	\$3,000	
Environmental Contracts	\$15,000	
Miscellaneous Testing Services	\$20,000	
Construction Stakes	\$4,000	
Bridge Design Contracts	\$100,000	
Monument Boxes	\$3,000	
Underwater Bridge Inspection	\$40,000	
		\$203,400

SPECIAL REQUESTS

Service or Item Requested	Amount Requested	Total
(31) STOCKROOM		
Adobe Professional CPPB-2001 Software License	\$250	
Emergency Fund - Non-Capital Equipment & Purchases	\$10,000	
		\$10,250
(32) PERMITS		
Laminator Machine Maintenance Contract	\$500	
Printing - Miscellaneous forms, permits, daily cards etc.	\$2,000	
Contract Labor	\$20,500	
		\$23,000
GRAND TOTAL		\$3,052,490

ROAD MAINTENANCE COSTS

TOTAL FIELD BUDGET for:

	<u>Primary Road</u>	<u>Local Road</u>	<u>State Trunkline</u>	<u>Totals</u>
MAINTENANCE	\$4,443,600	\$5,731,300	\$2,566,100	\$12,741,000
TRAFFIC	1,572,250	473,050	573,182	2,618,482
SUPERVISION	<u>550,000</u>	<u>275,000</u>	<u>250,000</u>	<u>1,075,000</u>
TOTAL COUNTY	\$6,565,850	\$6,479,350	\$3,389,282	\$16,434,482
Total Fringe Benefits	<u>2,800,000</u>	<u>2,280,000</u>	<u>1,500,000</u>	<u>6,580,000</u>
SUBTOTAL	\$9,365,850	\$8,759,350	\$4,889,282	\$23,014,482
Total Overhead	<u>1,400,000</u>	<u>1,100,000</u>	<u>586,713</u>	<u>3,086,713</u>
GRAND TOTAL	<u><u>\$10,765,850</u></u>	<u><u>\$9,859,350</u></u>	<u><u>\$5,475,995</u></u>	<u><u>\$26,101,195</u></u>

ROAD MAINTENANCE COSTS

Activity Code & Description	Primary Road	Local Road	State Trunkline	Totals
M100 Blow-up Repair	\$0	\$0	\$1,000	\$1,000
M101 Joint & Crack Filling	80,000	85,000	50,000	215,000
M102 Replace Concrete Pavement	125,000	350,000	300,000	775,000
M103 Patrol Patching	700,000	260,000	0	960,000
M104 Hot Patching	75,000	95,000	25,000	195,000
M105 Sawing Pavement	8,500	24,000	12,000	44,500
M107 Grade Gravel Surface	55,000	830,000	0	885,000
M108 Patch Gravel Surface	75,000	1,100,000	0	1,175,000
M109 Surface Maintenance	53,000	125,000	75,000	253,000
M110 State Trunkline/Freeway Patching	0	0	300,000	300,000
<i>109 SURFACE MAINTENANCE</i>	<i>\$1,171,500</i>	<i>\$2,869,000</i>	<i>\$763,000</i>	<i>\$4,803,500</i>
M120 Dust Layer Surface	26,000	300,000	0	326,000
<i>CHLORIDE APPLICATION</i>	<i>\$26,000</i>	<i>\$300,000</i>	<i>\$0</i>	<i>\$326,000</i>
M130 Blading Shoulders	180,000	20,000	7,500	207,500
M131 Berm Removal	8,800	17,000	2,000	27,800
M132 Patch Gravel Shoulder	65,000	9,800	10,000	84,800
<i>119 SHOULDER MAINTENANCE</i>	<i>\$253,800</i>	<i>\$46,800</i>	<i>\$19,500</i>	<i>\$320,100</i>
M140 Tree Removal	48,000	115,000	10,000	173,000
M141 Tree/Brush Trimming	119,000	138,000	50,000	307,000
M142 Stump Removal	15,500	35,000	2,600	53,100
M143 Log Removal	0	1,500	0	1,500
M144 Tree Removal Contracts	53,000	62,000	0	115,000
<i>121 TREES & SHRUBS</i>	<i>\$235,500</i>	<i>\$351,500</i>	<i>\$62,600</i>	<i>\$649,600</i>
M150 Clean Catch Basins	15,000	20,000	30,000	65,000
M151 Repair Catch Basins	68,000	126,000	30,000	224,000
M152 Build Catch Basins	4,800	2,000	0	6,800
M153 Ditch Cleanout	120,000	450,000	18,000	588,000
M154 Powerflushing Culverts	25,000	76,000	10,000	111,000
M155 Culvert/Underdrain Maintenance	65,000	162,000	8,500	235,500
M156 Erosion Control	44,000	65,000	15,000	124,000
<i>122 DRAINAGE STRUCTURES</i>	<i>\$341,800</i>	<i>\$901,000</i>	<i>\$111,500</i>	<i>\$1,354,300</i>

ROAD MAINTENANCE COSTS

Activity Code & Description	Primary Road	Local Road	State Trunkline	Totals
M160 Full Width Litter Pickup	0	0	98,000	98,000
M161 Patrol Litter Pickup	39,000	20,000	8,000	67,000
M162 Litter Hauling Contract	6,000	6,000	15,000	27,000
<i>124 ROADSIDE CLEANUP</i>	\$45,000	\$26,000	\$121,000	\$192,000
M170 Swath Mowing	180,000	150,000	36,000	366,000
M171 Mowing Contracts	85,000	0	0	85,000
M172 Weedspray Contracts	0	0	0	0
<i>126 GRASS AND WEED CONTROL</i>	\$265,000	\$150,000	\$36,000	\$451,000
M180 Approach Sweeping	18,000	3,000	3,000	24,000
M181 Curb Sweeping	170,000	28,000	20,000	218,000
M182 Freeway Sweeping	0	0	250,000	250,000
M183 Sweeping Contracts	18,000	0	0	18,000
M184 Sweeping Disposal	26,000	4,000	50,000	80,000
<i>132 SWEEPING AND FLUSHING</i>	\$232,000	\$35,000	\$323,000	\$590,000
M190 R.O.W. Fence Repair	2,500	1,500	50,000	54,000
<i>137 R.O.W. FENCE REPAIR</i>	\$2,500	\$1,500	\$50,000	\$54,000
M200 Other Routine Maintenance	5,500	12,000	3,500	21,000
<i>139 OTHER ROUTINE MAINTENANCE</i>	\$5,500	\$12,000	\$3,500	\$21,000
M210 Maintain Snow Route RT	700,000	60,000	400,000	1,160,000
M211 Maintain Snow Route OT	1,000,000	80,000	450,000	1,530,000
M212 Scrape/Salt Non-Route Road RT	10,000	675,000	0	685,000
M213 Scrape/Salt Non-Route Road OT	2,000	175,000	0	177,000
M214 Erect/Remove Snow Fence	50,000	10,000	6,000	66,000
M215 Winter Maintenance Contract	40,000	0	0	40,000
M216 Anti-Ice System	0	0	15,000	15,000
M220 Night Patrol	20,000	1,000	50,000	71,000
M230 Other Winter Maintenance	15,000	7,500	125,000	147,500
<i>141 SNOW AND ICE REMOVAL</i>	\$1,837,000	\$1,008,500	\$1,046,000	\$3,891,500

ROAD MAINTENANCE COSTS

Activity Code & Description	Primary Road	Local Road	State Trunkline	Totals
M240 <u>Bridge Repair</u>	18,000	10,000	5,000	33,000
151 <i>STRUCTURE MAINTENANCE</i>	\$18,000	\$10,000	\$5,000	\$33,000
M250 <u>Structure Painting</u>	0	0	0	0
152 <i>STRUCTURE PAINTING</i>	0	0	0	0
M280 <u>Emergency Road Maintenance</u>	10,000	20,000	25,000	55,000
190 <i>EMERGENCY ROAD MAINTENANCE</i>	\$10,000	\$20,000	\$25,000	\$55,000
TOTAL FIELD BUDGET for MAINTENANCE	<u>\$4,443,600</u>	<u>\$5,731,300</u>	<u>\$2,566,100</u>	<u>\$12,741,000</u>
M500 <u>Replace Steel Beam Guardrail RT</u>	155,000	45,000	78,982	278,982
M501 <u>Replace Steel Beam Guardrail OT</u>	5,000	3,000	2,000	10,000
130 <i>GUARDRAIL AND POST</i>	\$160,000	\$48,000	\$80,982	\$288,982
M542 <u>Pumphouse Energy</u>	3,125	0	0	3,125
153 <i>PUMPHOUSE ENERGY</i>	\$3,125	\$0	\$0	\$3,125
M510 <u>Sign Maintenance RT</u>	425,000	325,000	180,000	930,000
M511 <u>Sign Maintenance OT</u>	25,000	30,000	15,000	70,000
M512 <u>Sign Shop Work RT</u>	0	0	0	0
M513 <u>Sign Shop Work OT</u>	0	0	0	0
M514 <u>Overhead Signs - Electrical</u>	500	0	500	1,000
M515 <u>Overhead Signs - Non Electrical</u>	25,000	0	500	25,500
M516 <u>Other Traffic Maintenance</u>	75,000	0	24,000	99,000
160 <i>TRAFFIC SIGNS</i>	\$550,500	\$355,000	\$220,000	\$1,125,500
M520 <u>Relamp Electrical Device 3 Man</u>	78,000	0	40,000	118,000
M521 <u>Relamp Electrical Device 2 Man</u>	38,000	0	18,000	56,000
M522 <u>Signal Trouble Call RT</u>	40,000	0	27,000	67,000
M523 <u>Signal Trouble Call OT</u>	67,000	0	40,000	107,000
M524 <u>Controller Maintenance</u>	38,000	0	29,000	67,000
M527 <u>Signal Operations Adjustment</u>	9,500	0	15,450	24,950
M528 <u>Remove/Replace Signals</u>	6,500	0	500	7,000
M529 <u>Emergency Signal Remove/Repair RT</u>	18,000	0	17,000	35,000
M530 <u>Emergency Signal Remove/Repair OT</u>	60,000	0	28,000	88,000

ROAD MAINTENANCE COSTS

Activity Code & Description	Primary Road	Local Road	State Trunkline	Totals
M531 Install Signals	5,000	0	50	5,050
M532 Signal Shop Work	2,500	0	0	2,500
M533 Signal Modernization	99,000	0	35,000	134,000
M540 Signal Energy	330,775	0	0	330,775
<i>161 TRAFFIC SIGNALS</i>	<i>\$792,275</i>	<i>\$0</i>	<i>\$250,000</i>	<i>\$1,042,275</i>
M550 Traffic Counter Maintenance	2,000	60,000	0	62,000
<i>239 TRAFFIC COUNTER MAINTENANCE</i>	<i>\$2,000</i>	<i>\$60,000</i>	<i>\$0</i>	<i>\$62,000</i>
M560 Paint Guidelines RT	2,000	1,000	0	3,000
M561 Paint Guidelines OT	0	0	0	0
M562 Pavement Messages RT	60,000	8,800	1,200	70,000
M563 Pavement Messages OT	0	0	0	0
<i>162 PAVEMENT MARKINGS</i>	<i>\$62,000</i>	<i>\$9,800</i>	<i>\$1,200</i>	<i>\$73,000</i>
M570 Delineator Maintenance RT	2,350	250	15,000	17,600
M571 Delineator Maintenance OT	0	0	0	0
<i>164 DELINEATOR MAINTENANCE</i>	<i>\$2,350</i>	<i>\$250</i>	<i>\$15,000</i>	<i>\$17,600</i>
M580 Attenuator Maintenance RT	0	0	5,000	5,000
M581 Attenuator Maintenance OT	0	0	1,000	1,000
<i>165 ATTENUATOR MAINTENANCE</i>	<i>\$0</i>	<i>\$0</i>	<i>\$6,000</i>	<i>\$6,000</i>
TOTAL FIELD BUDGET for TRAFFIC	<u>\$1,572,250</u>	<u>\$473,050</u>	<u>\$573,182</u>	<u>\$2,618,482</u>

CONSTRUCTION - PRIMARY ROADS and BRIDGES

	<u>Design</u>	<u>R.O.W</u>	<u>Construction Engineering</u>	<u>Contract</u>	<u>Sign & Signal</u>	<u>Totals & Financing</u>
<u>W. O. Auburn Road - Dequindre to Ryan - (Carry-over)</u>						
<i>Reconstruction</i>						
HM			241,000	2,000,000		2,241,000
					STPU	1,600,000
					SHELBY TWP	320,500
					MCDOR	320,500
<hr/>						
<u>W. O. Hayes Road - 21 Mile to 23 Mile Road (NC 60% - HM 40%)</u>						
<i>Widen to 5 Lanes</i>						
NC	12,000	450,000	504,000	4,200,000		5,166,000
HM	8,000	300,000	336,000	2,800,000		3,444,000
Total	20,000	750,000	840,000	7,000,000		8,610,000
					TEDFC	5,600,000
					SHELBY TWP	752,500
					MACOMB TWP	752,500
					MCDOR	1,505,000
<hr/>						
<u>W. O. Metropolitan Parkway - M-97 to M-3 (NC 33% - HM 67%)</u>						
<i>Widen to 6 Lane Boulevard</i>						
NC	138,600					138,600
HM	281,400					281,400
Total	420,000					420,000
					MCDOR	420,000
<hr/>						

Key Code: NC = New Construction; HM = Heavy Maintenance

CONSTRUCTION - PRIMARY ROADS and BRIDGES

	<u>Design</u>	<u>R.O.W</u>	<u>Construction Engineering</u>	<u>Contract</u>	<u>Sign & Signal</u>	<u>Totals & Financing</u>
<u>W. O. Mound Road - 11 Mile to M-59</u>						
<i>Capital Preventative Maintenance</i>						
HM	54,000		107,000	1,069,000		1,230,000
					STPU	855,000
					WARREN	93,750
					STERLING HEIGHTS	93,750
					MCDOR	187,500
<hr/>						
<u>W. O. Mt. Clemens Trail - (Carry-over)</u>						
<i>Construction Hike Bike Path</i>						
NC	31,000		38,000	621,000		690,000
					GRANT	575,000
					COMMUNITY FOUNDATION	75,000
					MCDOR	40,000
<hr/>						
<u>W. O. New Haven Road x Deer Creek</u>						
<i>Bridge Replacement</i>						
HM	70,000	10,000	121,000	1,005,000		1,206,000 B
					LOCAL BRIDGE	954,750
					MCDOR	251,250
<hr/>						

Key Code: NC = New Construction; HM = Heavy Maintenance

CONSTRUCTION - PRIMARY ROADS and BRIDGES

	<u>Design</u>	<u>R.O.W</u>	<u>Construction Engineering</u>	<u>Contract</u>	<u>Sign & Signal</u>	<u>Totals & Financing</u>
<u>W. O. 10 Mile - Hayes to Groesbeck</u>						
<i>Rehabilitation</i>						
HM	45,000		90,000	750,000		885,000
					STPU	600,000
					WARREN	142,500
					MCDOR	142,500
<hr/>						
<u>W. O. 12 Mile - Hoover to Schoenherr</u>						
<i>Rehabilitation</i>						
HM	68,000		125,000	1,135,000		1,328,000
					STPU	908,000
					WARREN	210,000
					MCDOR	210,000
<hr/>						
<u>W. O. 1253 Van Dyke - 24 Mile to 25 Mile Road (NC 60% - HM 40%) - (Carry-over)</u>						
<i>Widen to 5 Lanes</i>						
NC			21,600	180,000		201,600
HM			14,400	120,000		134,400
Total			36,000	300,000		336,000
					TEDFC	268,800
					SHELBY TWP	33,600
					MCDOR	33,600
<hr/>						

Key Code: NC = New Construction; HM = Heavy Maintenance

CONSTRUCTION - PRIMARY ROADS and BRIDGES

	<u>Design</u>	<u>R.O.W</u>	<u>Construction Engineering</u>	<u>Contract</u>	<u>Sign & Signal</u>	<u>Totals & Financing</u>
<u>W. O. Van Dyke - 25 Mile to 26 Mile Road (NC 60% - HM 40%) - (Carry-over)</u>						
<i>Widen to 5 Lanes</i>						
NC	12,000	420,000	322,800	2,686,800		3,441,600
HM	8,000	280,000	215,200	1,791,200		2,294,400
Total	20,000	700,000	538,000	4,478,000		5,736,000
					TEDFC	4,013,000
					SHELBY TWP	861,500
					MCDOR	861,500

<u>W. O. Van Dyke - 26 Mile to West (NC 50% - HM 50%)</u>						
<i>Widen to 3 Lanes</i>						
NC	45,500	25,000	77,500	650,000		798,000
HM	45,500	25,000	77,500	650,000		798,000
Total	91,000	50,000	155,000	1,300,000		1,596,000
					STPU	1,164,000
					WASHINGTON TWP	216,000
					MCDOR	216,000

<u>W. O. 4009 23 Mile Road x NB Clinton River - (Carry-over)</u>						
<i>Bridge Replacement</i>						
HM			160,000	1,600,000		1,760,000 B
					LOCAL BRIDGE	1,520,000
					MCDOR	240,000

Key Code: NC = New Construction; HM = Heavy Maintenance

CONSTRUCTION - PRIMARY ROADS and BRIDGES

	<u>Design</u>	<u>R.O.W</u>	<u>Construction Engineering</u>	<u>Contract</u>	<u>Sign & Signal</u>	<u>Totals & Financing</u>
<u>W. O. 2013 MDOT Final Accountings</u>						
<i>County Wide</i>						
HM				100,000		100,000
					MCDOR	<u>100,000</u>
<u>W. O. 2013 Survey & Design</u>						
<i>County Wide</i>						
HM	100,000					100,000
					MCDOR	<u>100,000</u>
<u>W. O. 2013 Pavement Preservation - Primary</u>						
<i>County Wide</i>						
HM	28,000		40,000	400,000		468,000
					MCDOR	<u>468,000</u>
<u>W. O. 2012 Primary Road Rehabilitation - (Carry-over)</u>						
<i>County Wide</i>						
HM			340,000	3,468,000		3,808,000
					STPU	<u>2,774,400</u>
					MCDOR	<u>1,033,600</u>

Key Code: NC = New Construction; HM = Heavy Maintenance

CONSTRUCTION - PRIMARY ROADS and BRIDGES

	<u>Design</u>	<u>R.O.W</u>	<u>Construction Engineering</u>	<u>Contract</u>	<u>Sign & Signal</u>	<u>Totals & Financing</u>
<u>W. O. 2013 Primary Road Rehabilitation</u>						
County Wide						
HM	56,000		111,500	1,115,000		1,282,500
					STPU	892,000
					MCDOR	390,500
<hr/>						
<u>W. O. 2013 Rural Pavement Preservation</u>						
County Wide						
HM	14,000		27,000	278,000		319,000
					STPR	222,400
					MCDOR	96,600
<hr/>						
<u>W. O. 2013 - Bridge Inspection - Primary</u>						
County Wide						
HM				60,000		60,000 B
					MCDOR	60,000
<hr/>						

Key Code: NC = New Construction; HM = Heavy Maintenance

CONSTRUCTION - PRIMARY ROADS and BRIDGES

	<u>Design</u>	<u>R.O.W</u>	<u>Construction Engineering</u>	<u>Contract</u>	<u>Sign & Signal</u>	<u>Totals & Financing</u>
<u>W. O. 2013 Guardrail Installation</u>						
County Wide						
HM	11,000		18,000	225,000		254,000
					MCDOR	<u>254,000</u>
<u>W. O. 2013 Signal Modernizations</u>						
County Wide						
HM	13,000				260,000	273,000
					MCDOR	<u>273,000</u>
<u>W. O. New Signals</u>						
County Wide						
HM	7,000				130,000	137,000
					MCDOR	<u>137,000</u>
<u>W. O. LED Retrofit</u>						
County Wide						
HM	11,000		36,000	225,000		272,000
					MCDOR	<u>272,000</u>

Key Code: NC = New Construction; HM = Heavy Maintenance

CONSTRUCTION - PRIMARY ROADS and BRIDGES

	<u>Design</u>	<u>R.O.W</u>	<u>Construction Engineering</u>	<u>Contract</u>	<u>Sign & Signal</u>	<u>Totals & Financing</u>
<u>W. O. Soil Borings</u>						
County Wide						
HM	2,000		3,000	21,000		26,000
					MCDOR	26,000
<u>W. O. Signal Upgrade (Carry-over)</u>						
Schoenherr Road - I-696 to North Point Blvd.						
HM			59,000	369,000		428,000
					CMAQ	362,000
					MCDOR	66,000
<u>W. O. Signal Upgrade (Carry-over)</u>						
Shelby/Macomb/Utica						
HM			68,000	424,000		492,000
					CMAQ	416,000
					MCDOR	76,000
<u>W. O. Signal Upgrade (Carry-over)</u>						
9 Mile Road - Dequindre to Jefferson						
HM			62,000	386,000		448,000
					CMAQ	378,000
					MCDOR	70,000
<u>W. O. Signal Upgrades (Carry-over)</u>						
13 Mile - Hamlich Park Dr. to Champine St/St Margaret						
HM			6,000	39,000		45,000
					CMAQ	38,000
					MCDOR	7,000

Key Code: NC = New Construction; HM = Heavy Maintenance

CONSTRUCTION - PRIMARY ROADS and BRIDGES

	<u>Design</u>	<u>R.O.W</u>	<u>Construction Engineering</u>	<u>Contract</u>	<u>Sign & Signal</u>	<u>Totals & Financing</u>
<u>W. O. Signal Upgrades (Carry-over)</u>						
<i>Ryan Road - Toepfer to 22 Mile Road</i>						
HM			67,000	416,000		483,000
					CMAQ	408,000
					MCDOR	75,000
<hr/>						
<u>W. O. Signal Upgrades (Carry-over)</u>						
<i>Utica Road - 12 Mile to 18 Mile Road</i>						
HM			8,000	49,000		57,000
					CMAQ	48,000
					MCDOR	9,000
<hr/>						
<u>W. O. Signal Upgrades (Carry-over)</u>						
<i>Ryan at Auburn, Schoenherr at 22 Mile Road</i>						
<i>North Ave. at 26 Mile Road, 23 Mile Road at Chesterfield</i>						
HM			20,000	128,000		148,000
					HSIP	100,000
					MCDOR	48,000
<hr/>						
<u>W. O. Signal Upgrades (Carry-over)</u>						
<i>Hoover, Hayes, Harper, Garfield, 12 Mile Road, Schoenherr</i>						
HM			182,000	1,139,000		1,321,000
					CMAQ	1,128,000
					MCDOR	193,000
<hr/>						

Key Code: NC = New Construction; HM = Heavy Maintenance

CONSTRUCTION - PRIMARY ROADS and BRIDGES

<u>Design</u>	<u>R.O.W</u>	<u>Construction Engineering</u>	<u>Contract</u>	<u>Sign & Signal</u>	<u>Totals & Financing</u>
<u>W. O. Signal Upgrades (Carry-over)</u>					
<i>Metropolitan Parkway- Cross-over West of Ryan to Cross-over East of Harper</i>					
HM		66,000	411,000		477,000
				CMAQ	407,000
				MCDOR	70,000
<hr/>					
<u>W. O. Wireless Backhauls (Carry-over)</u>					
<i>Various Locations</i>					
HM		166,000	1,040,000		1,206,000
				CMAQ	800,000
				MCDOR	406,000
<hr/>					
<u>W. O. Signal Optimization</u>					
<i>10 Mile Road</i>					
HM			60,000		60,000
				CMAQ	60,000
<hr/>					
<u>W. O. Signal Optimization</u>					
<i>14 Mile Road</i>					
HM			85,000		85,000
				CMAQ	85,000
<hr/>					

Key Code: NC = New Construction; HM = Heavy Maintenance

CONSTRUCTION - PRIMARY ROADS and BRIDGES

	<u>Design</u>	<u>R.O.W</u>	<u>Construction Engineering</u>	<u>Contract</u>	<u>Sign & Signal</u>	<u>Totals & Financing</u>
<u>W. O. Signal Optimization</u>						
21 Mile Road						
HM				11,000		11,000
					CMAQ	<u>11,000</u>
<u>W. O. Signal Optimization</u>						
23 Mile Road						
HM				35,000		35,000
					CMAQ	<u>35,000</u>
<u>W. O. Signal Optimization</u>						
VanDyke and Shelby						
HM				195,000		195,000
					CMAQ	<u>195,000</u>
<u>W. O. Signal Optimization</u>						
13 Mile Road						
HM				104,000		104,000
					CMAQ	<u>104,000</u>
<u>W. O. Signal Optimization</u>						
9 Mile Road						
HM				144,000		144,000
					CMAQ	<u>144,000</u>

Key Code: NC = New Construction; HM = Heavy Maintenance

CONSTRUCTION - PRIMARY ROADS and BRIDGES

	<u>Design</u>	<u>R.O.W</u>	<u>Construction Engineering</u>	<u>Contract</u>	<u>Sign & Signal</u>	<u>Totals & Financing</u>
<u>W. O. Signal Optimization</u>						
<i>Jefferson</i>						
HM				76,000		76,000
					CMAQ	<u>76,000</u>
<u>W. O. Signal Optimization</u>						
<i>Mound Road</i>						
HM				63,000		63,000
					CMAQ	<u>63,000</u>
<u>W. O. Signal Optimization</u>						
<i>Ryan Road</i>						
HM				78,000		78,000
					CMAQ	<u>78,000</u>
<u>W. O. Signal Optimization</u>						
<i>Schoenherr Road</i>						
HM				228,000		228,000
					CMAQ	<u>228,000</u>
<u>W. O. Signal Optimization</u>						
<i>Utica Road</i>						
HM				81,000		81,000
					CMAQ	<u>81,000</u>

Key Code: NC = New Construction; HM = Heavy Maintenance

CONSTRUCTION - PRIMARY ROADS and BRIDGES

	<u>Design</u>	<u>R.O.W</u>	<u>Construction Engineering</u>	<u>Contract</u>	<u>Sign & Signal</u>	<u>Totals & Financing</u>
<u>W. O. Signal Optimization</u> <i>Metropolitan Parkway</i>						
HM				164,000		164,000
					CMAQ	<u>164,000</u>
<u>W. O. Signal Optimization</u> <i>Hoover, Hayes, Harper, Garfield</i>						
HM				83,000		83,000
					CMAQ	<u>83,000</u>
<u>W. O. Signal Optimization</u> <i>Dequindre Road</i>						
HM				68,000		68,000
					CMAQ	<u>68,000</u>
<u>W. O. Signal Upgrades</u> <i>Mound Road - 9 Mile to 18 Mile Road</i>						
HM			77,000	480,000		557,000
					HSIP	<u>380,000</u>
					STERLING HEIGHTS	12,000
					WARREN	16,000
					MCDOR	<u>149,000</u>

Key Code: NC = New Construction; HM = Heavy Maintenance

CONSTRUCTION - PRIMARY ROADS and BRIDGES

	<u>Design</u>	<u>R.O.W</u>	<u>Construction Engineering</u>	<u>Contract</u>	<u>Sign & Signal</u>	<u>Totals & Financing</u>
<u>W. O. Signal Upgrades</u>						
21 Mile Road - VanDyke to Jefferson						
HM			77,000	480,000		557,000
					HSIP	380,000
					MCDOR	177,000
<hr/>						
<u>W. O. Signal Upgrades</u>						
9 Mile at Marmon/Marion, 21 Mile at Tilch						
22 Mile at Shelby, Hayes at Clinton River						
HM			77,000	480,000		557,000
					HSIP	380,000
					STERLING HEIGHTS	6,000
					WARREN	25,000
					MCDOR	146,000
<hr/>						
<u>W. O. 2013 Signal Safety Projects</u>						
Various						
HM	150,000					150,000
					MCDOR	150,000
<hr/>						

Key Code: NC = New Construction; HM = Heavy Maintenance

CONSTRUCTION - PRIMARY ROADS and BRIDGES

<u>Design</u>	<u>R.O.W</u>	<u>Construction Engineering</u>	<u>Contract</u>	<u>Sign & Signal</u>	<u>Totals & Financing</u>
<u>W. O. 2013 TOC Operations</u>					
<i>TOC Operations, Maintenance and Equipment</i>					
HM			1,700,000		1,700,000
				CMAQ	<u>1,700,000</u>

TOTALS . . . PRIMARY ROADS and BRIDGES

<u>\$1,211,000</u>	<u>\$1,510,000</u>	<u>\$3,961,500</u>	<u>\$36,166,000</u>	<u>\$390,000</u>	<u>\$43,238,500</u>
--------------------	--------------------	--------------------	---------------------	------------------	---------------------

Key Code: NC = New Construction; HM = Heavy Maintenance

CONSTRUCTION - LOCAL ROADS and BRIDGES

	<u>Design</u>	<u>R-O-W</u>	<u>Constr Engineering</u>	<u>Contract</u>	<u>Sign & Signal</u>	<u>Totals & Financing</u>
<u>W. O. Hagen Road x Deer Creek</u>						
<i>Replace Bridge</i>						
HM	40,000	10,000	68,500	570,000		688,500 B
					LOCAL BRIDGE	541,500
					MCDOR	147,000
<hr/>						
<u>W. O. Macomb Township Local Road</u>						
<i>Pave Gravel Road</i>						
HM				244,000		244,000
					MCDOR	244,000
<hr/>						
<u>W. O. Shelby/Utica Path Phase 2 - (Carry-over)</u>						
<i>Hike Bike Path</i>						
NC			167,323	1,575,000		1,742,323
					GRANT	1,742,323
<hr/>						
<u>W. O. Wolcott x NB Clinton River</u>						
<i>Replace Bridge</i>						
HM	75,000	5,000	129,500	1,079,000		1,288,500 B
					LOCAL BRIDGE	1,025,050
					MCDOR	263,450
<hr/>						

Key Code: NC = New Construction; HM = Heavy Maintenance

CONSTRUCTION - LOCAL ROADS and BRIDGES

<u>Design</u>	<u>R-O-W</u>	<u>Constr Engineering</u>	<u>Contract</u>	<u>Sign & Signal</u>	<u>Totals & Financing</u>
<u>W. O. 33 Mile x Cemetery Creek - (Carry-over)</u>					
<i>Bridge Replacement</i>					
HM		53,000	531,000		584,000 B
				LOCAL BRIDGE	504,450
				MCDOR	79,550
<hr/>					
<u>W. O. 33 Mile x Highbank Creek - (Carry-over)</u>					
<i>Bridge Replacement</i>					
HM		48,000	405,000		453,000 B
				LOCAL BRIDGE	384,750
				MCDOR	68,250
<hr/>					
<u>W. O. 2013 Pavement Preservation - Local</u>					
<i>County Wide</i>					
HM	28,000		400,000		468,000
				MCDOR	468,000
<hr/>					

Key Code: NC = New Construction; HM = Heavy Maintenance

CONSTRUCTION - LOCAL ROADS and BRIDGES

	<u>Design</u>	<u>R-O-W</u>	<u>Constr Engineering</u>	<u>Contract</u>	<u>Sign & Signal</u>	<u>Totals & Financing</u>
<u>W. O. 2013 Limestone Program - Local</u>						
County Wide						
HM				768,000		768,000
					TOWNSHIPS	76,800
					MCDOR	691,200
<hr/>						
<u>W. O. 2013 Large Culvert Replacement - Local</u>						
County Wide						
HM	10,000		20,000	200,000		230,000
					MCDOR	230,000
<hr/>						
<u>W. O. 2013 - Bridge Inspection - Local</u>						
County Wide						
HM				15,000		15,000 B
					MCDOR	15,000
<hr/>						
TOTALS . . . LOCAL ROADS and BRIDGES						
	<u>\$153,000</u>	<u>\$15,000</u>	<u>\$526,323</u>	<u>\$5,787,000</u>	<u>\$0</u>	<u>\$6,481,323</u>

Key Code: NC = New Construction; HM = Heavy Maintenance